

10315 Brighton Lane
Houston, TX 77031

P.O. Box 965
Stafford, TX 77497


PH: (800) 610-8670
(713) 667-6691

sales@protekspecialty.com
www.protekspecialty.com



MDP SERIES

MOTORIZED DIAPHRAGM PUMP



HP700EF AC

DIMENSIONS

29" x 15" x 12"


Shipping Wt. - Approx. 102 lbs (1PH)
Approx. 91 lbs (3PH)
Approx. 91 lbs (DC)

HP700G

DIMENSIONS

22" x 17" x 27"

Shipping Wt. - Approx. 108 lbs (3 HP Honda)



10315 Brighton Lane
Houston, TX 77031

P.O. Box 965
Stafford, TX 77497

PH: (800) 610-8670
(713) 667-6691

sales@protekspecialty.com
www.protekspecialty.com



MDP SERIES

MOTORIZED DIAPHRAGM PUMP

The MOTORIZED DIAPHRAGM PUMP pumps water, brine, mud, sewage, petroleum products and many chemicals. They are low maintenance units.

FEATURES:

- Self-priming Motorized Diaphragm Pumps can run dry without damage to the pump seal
- The natural rubber compound diaphragm is strong and long lasting
- Easy to replace valves
- Steel base for secure mounting
- HP700 E & G units are equipped with a carrying bar
- Units range from 26-32 GPM

INSTALLATION & OPERATION:

1. Determine pump location and, if desired, secure in place ($\frac{5}{16}$ " bolts recommended).
2. Connect suction hose or pipe to suction flange.
3. If desired, connect discharge hose or pipe.
4. Connect power source (electric models).
5. Start pump; may be operated indefinitely.

SAFETY & RECOMMENDATIONS:

- To extend diaphragm and valve life, flush the pump with water after each use.
- If pumping liquid other than water, flush thoroughly with water after use.
- Replace the diaphragm and valves that show signs of wear, cracking or corrosion.
- For AC models: make sure electrical connection is properly grounded.
- Keep clear of rotating and reciprocating components.

AVAILABLE MOTORS FOR HP700E & HP700EF		
PART#	DESCRIPTION	CURR.
P5004	1 HP, 1 Phase	AC
P5004-1	1 HP, 3 Phase	AC
P5009	1 HP, 12 Volt DC Direct, 1750 RPM	DC

AVAILABLE MOTORS/ENGINES FOR HP700G	
PART#	DESCRIPTION
H0523	3.5 HP, Gasoline Engine, Briggs & Stratton

10315 Brighton Lane
Houston, TX 77031

P.O. Box 965
Stafford, TX 77497

























PH: (800) 610-8670
(713) 667-6691

sales@protekspecialty.com
www.protekspecialty.com



MDP SERIES

MOTORIZED DIAPHRAGM PUMP

	HP700G / HP700E		HP700EF		DESCRIPTION
1	H0374		H0385		Connecting Rod
2	H0375		H0375		1/2" Rod End Bearing
4	H0380		H0384		Crank Disk
5			H0388	(No Image Available)	Diaphragm Mounting Block
6	H0701		H0701		Pump Body
7	H0703		H0703		Retainer Ring
8			H0704EF		Fulcrum
9	H0707C NEO		H0707C		Diaphragm
10	H0709A		H0709		Diaphragm Plate (2. Req.)
11	H0910		H0910		Discharge Valve
12	H0714		H0714-SL		Suction Valve
13			H0902		Fulcrum Pin
14			D0347A		Clevis Pin Assembly
15	H0905-OS				Suction Flange
16	H0906		H0906		Discharge Flange
17	*	(No Image Available)	H0730	(No Image Available)	Gear Reducer
18	P0015	(No Image Available)	H0732	(No Image Available)	Base

*Part numbers for the motor and HP700G gear reducer vary due to the variety of customer needs. See available motors and gear reducers on previous page for part numbers.